

## QUARTERLY PHYSICAL REPORT OF OPERATION

As of March 31, 2020

Department : State Universities and Colleges  
 Agency : NEGROS ORIENTAL STATE UNIVERSITY (NORSU)  
 Operating Unit :  
 Organization Code (UACS) : 08 072 00 00000

X	Current Year Appropriations
	Supplemental Appropriations
	Continuing Appropriations
	Off-Budget Account

Particulars	UACS CODE	Physical Targets					Physical Accomplishments					Variance As of March 31, 2020	Remarks
		1st Quarter	2nd Quarter	3rd Quarter	4th Quarter	Total	1st Quarter	2nd Quarter	3rd Quarter	4th Quarter	Total		
1	2	3	4	5	6	7=(3+4+5+6)	8	9	10	11	12=(8+9+10+11)	13	14
<b>Part A</b>													
<b>I. Operations</b>													
<b>Organizational Outcome</b>													
OO : Relevant and quality tertiary education ensured to achieve inclusive growth and access of deserving but poor students to quality tertiary education increased													
<b>HIGHER EDUCATION PROGRAM</b>	3 01 01 0000												
<i>Outcome Indicators</i>													
1. Percentage of first-time licensure exam-takers that pass the licensure exams		48.20%	48.20%	48.20%	48.20%	48.20%	66.67%				66.67%	18.47%	
2. Percentage of graduates (2 years prior) that are employed		5.07%	5.07%	5.07%	5.39%	20.60%	8.92%				8.92%	-11.68%	
<i>Output Indicators</i>													
1. Percentage of undergraduate student population enrolled in CHED-identified and RDC-identified priority programs			71.40%		71.40%	71.40%	97.81%				97.81%	26.41%	
2. Percentage of undergraduate programs with accreditation		82.42%	82.42%	82.42%	82.42%	82.42%	0.00%				0.00%	-82.42%	
OO : Higher education research improved to promote economic productivity and innovation													
<b>ADVANCED EDUCATION PROGRAM</b>	3 02 01 0000												
<i>Outcome Indicator</i>													
1. Percentage of graduate school faculty engaged in research work applied in any of the following:		10.00%	9.57%	9.58%	14.33%	43.48%	24.32%				24.32%	-19.16%	
a. pursuing advanced research degree programs (Ph.D)		0.50%	0.48%	0.48%	0.71%	2.17%	0.72%				0.72%	-1.45%	
b. actively pursuing in the last three (3) years (investigative research, basic and applied scientific research, policy research, social science research)		7.50%	7.17%	7.18%	10.76%	32.61%	20.02%				20.02%	-12.59%	
c. producing technologies for commercialization or livelihood improvement		1.00%	0.96%	0.96%	1.43%	4.35%	0.72%				0.72%	-3.63%	
d. whose research work resulted in an extension program		1.00%	0.96%	0.96%	1.43%	4.35%	2.86%				2.86%	-1.49%	
<i>Output Indicators</i>													
1. Percentage of graduate students enrolled in research degree programs		7.88%	3.94%	16.35%	11.83%	40.00%	96.17%				96.17%	56.17%	
2. Percentage of accredited graduate programs				42.86%		42.86%	0.00%				0.00%	-42.86%	
<b>RESEARCH PROGRAM</b>	3 03 01 0000												
<i>Outcome Indicator</i>													
1. Number of research outputs in the last three years utilized by the industry or by other beneficiaries		0	1	1	2	4	2				2	-2	
<i>Output Indicators</i>													
1. Number of research outputs completed within the year		3	8	10	15	36	2				2	-34	
2. Percentage of research outputs published in internationally-refereed or CHED recognized journal within the year		62.75%	62.75%	62.75%	62.75%	62.75%	5.56%				5.56%	-57.19%	

**QUARTERLY PHYSICAL REPORT OF OPERATION**


As of March 31, 2020

Department : State Universities and Colleges  
 Agency : NEGROS ORIENTAL STATE UNIVERSITY (NORSU)  
 Operating Unit : \_\_\_\_\_  
 Organization Code (UACS) : 08 072 00 00000


X	Current Year Appropriations
	Supplemental Appropriations
	Continuing Appropriations
	Off-Budget Account

Particulars	UACS CODE	Physical Targets					Physical Accomplishments					Variance As of March 31, 2020	Remarks
		1st Quarter	2nd Quarter	3rd Quarter	4th Quarter	Total	1st Quarter	2nd Quarter	3rd Quarter	4th Quarter	Total		
1	2	3	4	5	6	7=(3+4+5+6)	8	9	10	11	12=(8+9+10+11)	13	14
OO : Community engagement increased													
<b>TECHNICAL ADVISORY EXTENSION PROGRAM</b>	3 04 01 0000												
<i>Outcome Indicator</i>													
1. Number of active partnerships with LGUs, industries, NGOs, NGAs, SMEs, and other stakeholders as a result of extension activities		4	6	10	6	27	4				4	-23	
<i>Output Indicators</i>													
1. Number of trainees weighted by the length of training		494	1,481	988	988	3,950	476				476	-3,474	
2. Number of extension programs organized and supported consistent with the SUC's mandated and priority programs		3	5	6	4	18	3				3	-15	
3. Percentage of beneficiaries who rate the training course/s and advisory services as satisfactory or higher in terms of quality and relevance		100%	100%	100%	100%	100%	100.00%				100.00%	0%	


Prepared By:

  
**NOEL MARJONE E. YASI, Psy. D.**  
 Vice President for Administration and Finance

In coordination with:

  
**RENE BOY A. CATUBIG**  
 Financial Services Head/ Budget Officer

Approved by:

  
**JOEL P. LIMSON, Ph. D.**  
 University President